


PRODUCT DATASHEET

PANEL VAL 600 40 W 4000 K WT

PANEL VALUE 600 | Square recessed panel luminaires, 600 x 600 mm



AREAS OF APPLICATION

- Direct replacement for luminaires with fluorescent lamps
- Offices, conference rooms
- Reception areas, foyers, corridors, elevators
- Suitable for recessed ceiling systems with grid size of 600 x 600 mm

PRODUCT BENEFITS

- Value for money luminaire
- Low flicker light thanks to special electronic control gear
- Energy savings thanks to system efficacy of up to 100 lm/W
- External driver for extended flexibility and easy installation
- Further variants with DALI ECG available

PRODUCT FEATURES

- Lifetime (L70/B50): up to 50,000 h (at 25 °C)
- Extruded aluminum frame
- Polystyrene diffuser



TECHNICAL DATA

Electrical data

Nominal wattage	40.00 W
Operating mode	External LED driver
Nominal voltage	220...240 V
Mains frequency	50/60 Hz
Power factor λ	>0.90
Inrush current	26.0 A
Total harmonic distortion	$\leq 20 \%$
Inrush current time T_{h50}	90 μ s

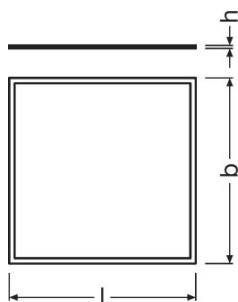
Luminaire control gear data

ECG - Output voltage	30...42 V
Output current	1000 mA
ECG - Output ripple current	<5 %
Low flicker	Yes
Max. no. of lum. on circuit break. B16 A	22
Max. no. of lum. on circuit break. C10 A	19
Max. no. of lum. on circuit break. C16 A	30

Photometrical data

Color temperature	4000 K
Color rendering index Ra	>80
Light color (designation)	Cool White
Luminous flux	3600 lm
Luminous efficacy	90 lm/W
Standard deviation of color matching	<5 sdc _m

Dimensions & weight



Length	595.0 mm
Width	595.0 mm
Height	9.0 mm
Product weight	1990.00 g
Mounting width	575 mm
Mounting length	575 mm

Colors & materials

Product color	White
Housing color	White
Body material	Aluminum
Light emitting surface material	Polystyrene

Temperatures & operating conditions

Ambient temperature range	-10...+45 °C
----------------------------------	--------------

Lifespan

Number of switching cycles	30000
Lifespan L70/B50 at 25 °C	50000 h
Lifespan L80/B10 at 25 °C	40000 h
Lifespan L90/B10 at 25 °C	30000 h

Additional product data

Mounting type	Recessed/Suspended/Surface
Mounting location	Ceiling / Wall

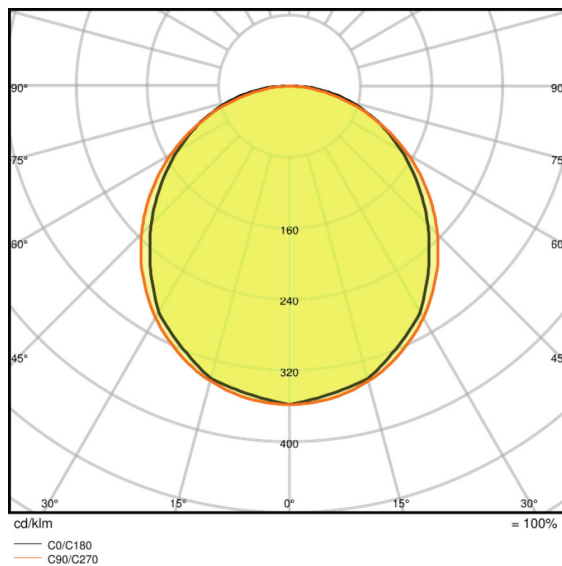
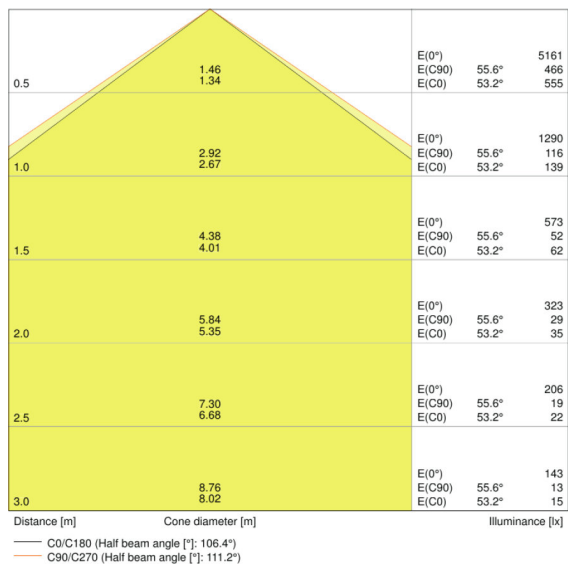
Capabilities

Dimmable	No
Type of connection	Screw terminal, 2-Pole (L,N)
LED module replaceable	Not replaceable

Certificates & standards

Type of protection	IP20
Protection class	II
Protection class IK (shock resistance)	IK03
Glow Wire Test according to IEC 695-2-1	650 °C
Photobiological safety group EN62778	RG 1
Standards	CE/CB

Light Distribution



LDC typ cone

LDC typ polar

EQUIPMENT / ACCESSORIES

- Accessories for several mounting options available
- External control gear included
- Security brackets included

LOGISTICAL DATA

Product code	Packaging unit (Pieces/Unit)	Dimensions (length x width x height)	Gross weight	Volume
4058075066601	Folding carton box 1	50 mm x 665 mm x 640 mm	2845.00 g	21.28 dm ³
4058075066618	Shipping carton box 4	657 mm x 211 mm x 688 mm	12420.00 g	95.38 dm ³

The mentioned product code describes the smallest quantity unit which can be ordered. One shipping unit can contain one or more single products. When placing an order, for the quantity please enter single or multiples of a shipping unit.

REFERENCES / LINKS

For Guarantee see
 ▶ www.ledvance.com/guarantee

DISCLAIMER

Subject to change without notice. Errors and omission excepted. Always make sure to use the most recent release.